



**J&D**  
**Manufacturing**

Exhaust Fan

**MAGNUM 58''**  
**PROBABLY THE WORLD'S BEST FAN**

# How can *you* benefit from the **Magnum**?

With an Incredible  
Air Flow Rate  
of **0.87**

The Magnum 58" Exhaust Fan uses a maintenance free direct drive permanent magnet motor. It eliminates the need for greasing bearings and changing belts. The housing is made of strong poly while the frame is all stainless-steel preventing rust and corrosion in any environment. The complete fan includes durable poly damper doors that seal out air and light when closed.

The Magnum 58" Fan is designed to operate in the full range from minimum ventilation to maximum power using basic 0-10 volt control signal which eliminates the need for smaller fans. Because of the high performance of the Magnum 58", you'll use 25% fewer fans on your next project making it your most economical choice.



## **BEST FREIGHT EFFICIENCY**

- Get up to 80 individually boxed fans on each truck
- Easy-to-assemble
- Get even more fans on each truck when ordered in bulk



## **HIGHEST PERFORMANCE**

- 42,652 CFM at 0.10" SP
- 40,563 CFM at 0.15" SP
- Perfect fan for the hottest days
- Quiet – max indoor decibels = 83



## **MAINTENANCE FREE**

- No belts, pulleys tensioners, bearings, or gears
- Rugged, corrosion-resistant housing
- Durable, rust-free hardware



## **BEST ENERGY EFFICIENCY**


- Variable speed compatible
- Precise & uniform speed control
- Slow down power & increase CFM/watt

# Shipping & Mounting

## Mounts Flush to the Wall

The Magnum 58" Exhaust Fan easily mounts in the rough opening and flush with the interior of the building. It can also be mounted in a 2x4 or 2x6 wall.

- Rough Opening = 65.25" x 65.25"



## Shipping

The Magnum 58" Exhaust Fan is easy to assemble, and it's packaged in such a way to reduce shipping costs. You can get up to 80 fans per truckload. When ordered in large quantities and bulk packaged, get even more fans per truck!

When ordering 80 fans or less, each fan will come in it's own individual box, knocked down. This makes installation a breeze by having all pieces and hardware in one location for each fan.



# Magnu




## Cone

- Deep for superior performance
- Multi-sections makes for ease in handling when installing as well as reduced shipping

## Prop

- 3 glass filled poly composite blades for reinforcement
- Die cast aluminum hub
- Airfoil profile
- Optimally pitched for increased performance



## Guards

- Corrosion resistant stainless steel

## Damper Doors

- Edged with magnets and 360 of rubber seal to minimize air infiltration
- Dual tension springs
- Durable poly will endure even the harshest conditions

# 58"



## Exhaust Fan

### Motor Frame

- Motor-centric with minimal air impedance
- 304 stainless steel for corrosion resistance

### Guards

- Corrosion resistant stainless steel



### Housing

- Rugged, corrosion resistant poly
- Precision injection molded

### PM Direct Drive Motor

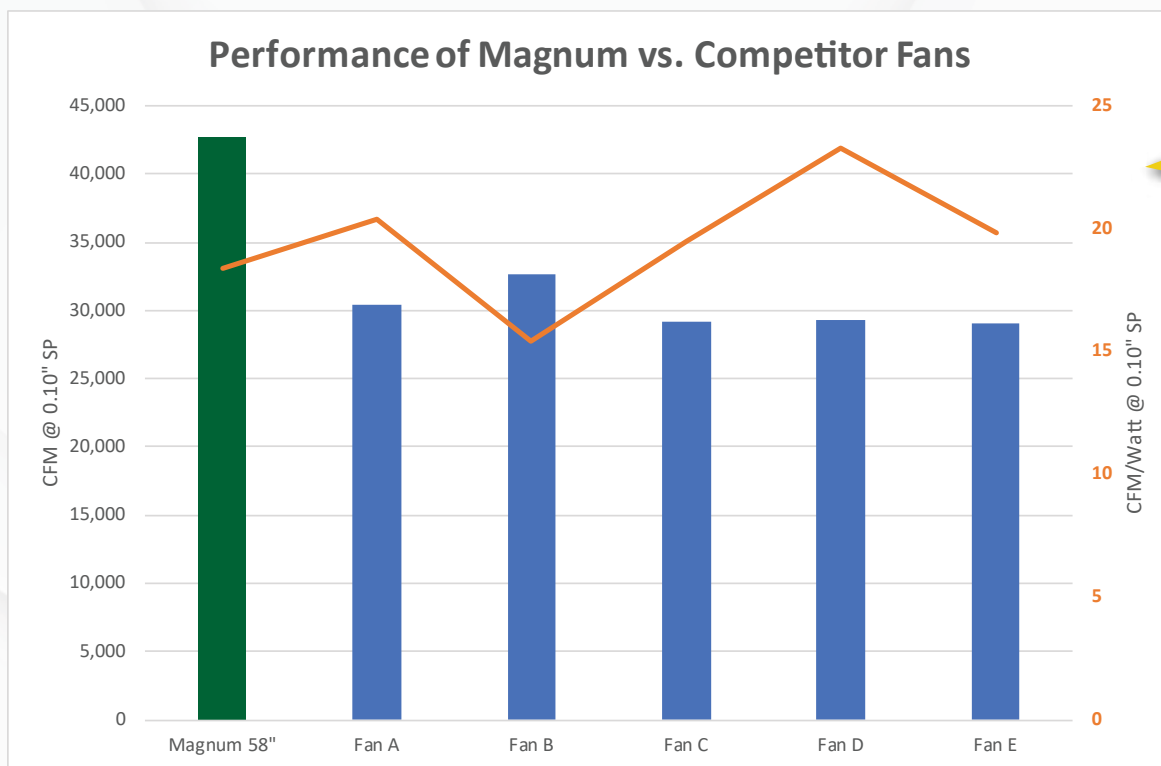
- Premium-efficient 2.2kW motor
- Internal Motor Drive
  - Soft Start
  - Variable speed
  - Precise & uniform speed control
- Surge Protection
- IP65 Rated
- Industrial extruded aluminum housing
- Will not interfere with RFID
- Pre-wired with 8' line power cord & 8' signal cord

# Proven Performance Data

Manufacturer	J&D Mfg.	Chore Time	AP Cumberland	Munters	Skov	Growers Select
Fan	Magnum 58"	Endura	Commander	WM54	Blue Fan	X-Brace Series
Size	58"	56"	54"	54"	55"	57"
HP or kW	2.2 kW	1.5 HP	3 HP	1.5 HP	1.3 kW	1.5 HP
CFM @ 0.10" SP	36,700	30,400	32,700	29,200	29,300	29,100
CFM/Watt @ 0.10" SP	22.1	20.4	15.4	19.5	23.3	19.8
CFM @ 0.15" SP	34,900	28,400	31,500	27,200	27,200	26,400
CFM/Watt @ 0.15" SP	19.3	18.1	14.3	17.7	20.1	17.3
Air Flow Ratio	0.86	0.79	0.89	0.81	0.81	0.75

## High Performance Model

J&D prides itself on being completely transparent when it comes to performance data. The Magnum 58" Exhaust Fan was tested in an accredited AMCA Air Test Chamber, as well as at BESS Lab. When creating the Magnum 58" Exhaust Fan, it was our goal to be the **best fan in the world**.



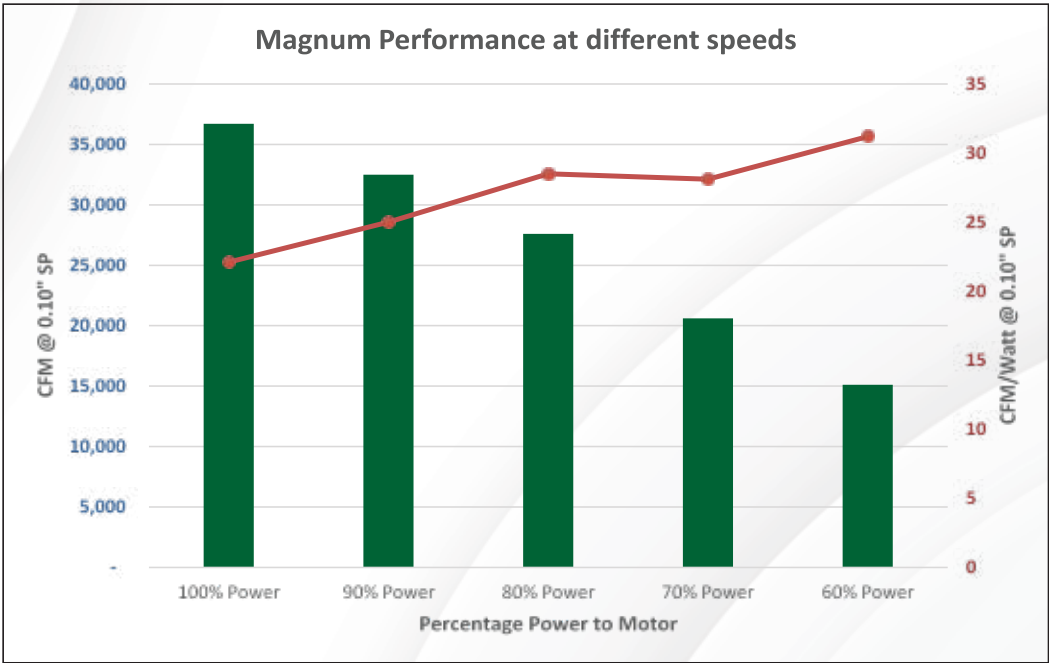
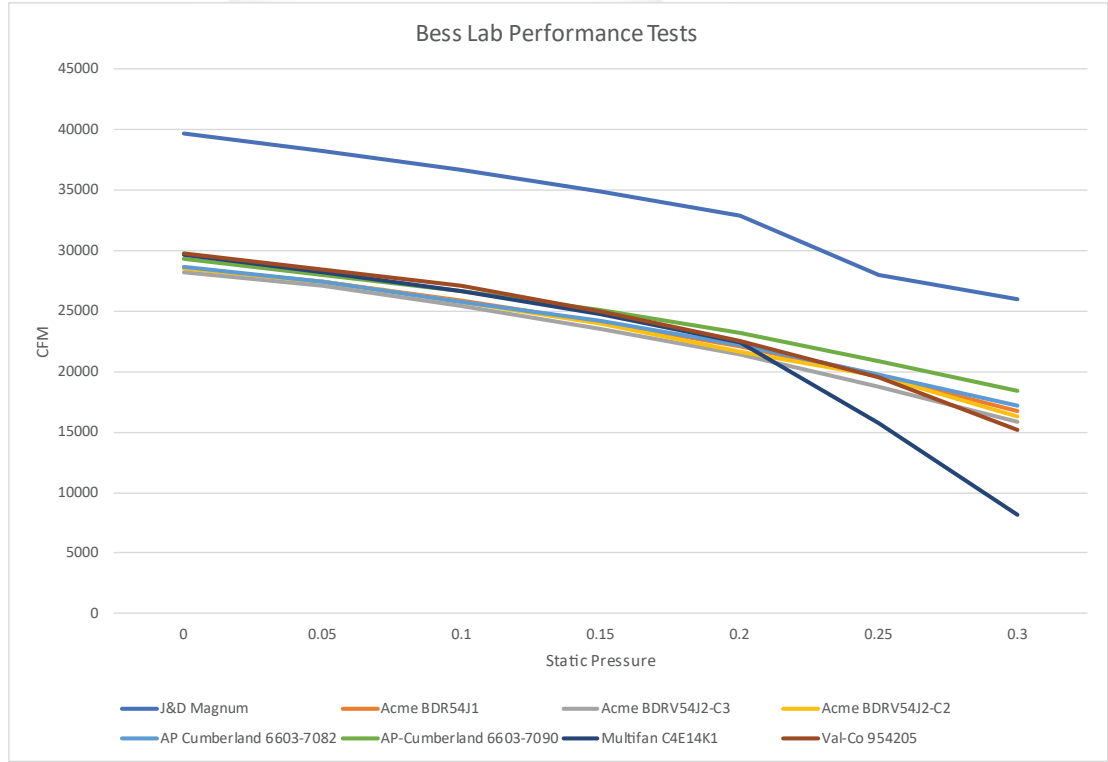
**46,099 CFM  
@ 0.0 SP**

What happens when you only apply a certain percentage power to the Magnum 58" Exhaust Fan? **You save energy!** This is especially beneficial for minimum winter ventilation. Still get the airflow you need, but save on your energy bill.

	RPM	0.0 SP		0.05 SP		0.10 SP		0.15 SP		0.20 SP	
		CFM	CFM/Watt	CFM	CFM/Watt	CFM	CFM/Watt	CFM	CFM/Watt	CFM	CFM/Watt
100% Power	600	46,099	22.4	44,189	20.6	<b>42,652</b>	18.4	40,563	16.4	38,330	14.8
90% Power	540	41,313	26.5	39,172	23.5	36,910	20.8	34,724	18.3	32,341	16.1
80% Power	480	36,088	33.0	33,933	28.3	31,794	24.6	29,024	21.1	25,776	17.8
70% Power	420	31,915	42.4	29,056	34.6	26,314	28.0	20,683	20.7	16,847	16.7
60% Power	360	25,881	50.6	22,570	39.0	18,378	29.2	13,954	21.5	7,609	10.4

# High Rebate Model

We care about your specific ventilation needs. That's why we have a few different Magnum models for you to choose from. Our **High Rebate Model** is perfect for producers who are looking for high CFM/Watt. This model qualifies for numerous energy incentives, including cash rebates. Depending on specific layouts and desired CFM, you could see your ROI in less than one year. The data speaks for itself. When comparing the **MAGNUM 58"** to other fans...there really is no comparison.



The **High Rebate Model** is most impressive when you apply certain percentage of power to the motor. When you apply 80% power, you still see an impressive 27,600 CFM at 0.10" SP that is very comparable to our competitor's 100% power, and yet you get an incredible 28.5 CFM/Watt.

	RPM	0.0 SP		0.05 SP		0.10 SP		0.15 SP		0.20 SP	
		CFM	CFM/Watt	CFM	CFM/Watt	CFM	CFM/Watt	CFM	CFM/Watt	CFM	CFM/Watt
100% Power	600	39,700	28.5	38,200	25.0	36,700	22.1	34,900	19.3	32,900	17.0
90% Power	545	36,000	34.1	34,500	29.5	32,500	25	30,500	21.6	25,600	16.3
80% Power	481	32,200	43.2	30,000	35.4	27,600	28.5	22,900	20.9	20,200	17.8
70% Power	421	26,400	46.2	23,900	36.4	20,600	28.1	17,400	22.8	13,300	17.5
60% Power	360	22,400	60.6	18,900	43.5	15,100	31.2	10,200	21.6		

**Magnum 58''  
Exhaust Fan**



Text "**Magnum**" to  
**51660** to view an  
interactive, 3D tour!

**J&D**  
**Manufacturing**

6200 US-HWY 12, EAU CLAIRE, WISCONSIN 54701



Family Owned & Operated in Eau Claire, Wisconsin

1-800-998-2398

[www.jdmfg.com](http://www.jdmfg.com)